


Back Lit Flat Panel

1x4

Premium Efficiency



Specifications

Product Name	Order Code	Size	Lumen Output ¹	Power	Efficiency	CCT	CRI	Input Voltage	Power Factor
BLFPHE1432L835UNVS	929002705813	1x4	3200	24	133	3500	80	120-277	>0.9
BLFPHE1432L840UNVS	929002705913	1x4	3200	24	133	4000	80	120-277	>0.9

1. Lumen output based on 4000K nominal. Flux values have tolerance of +/- 9.8%

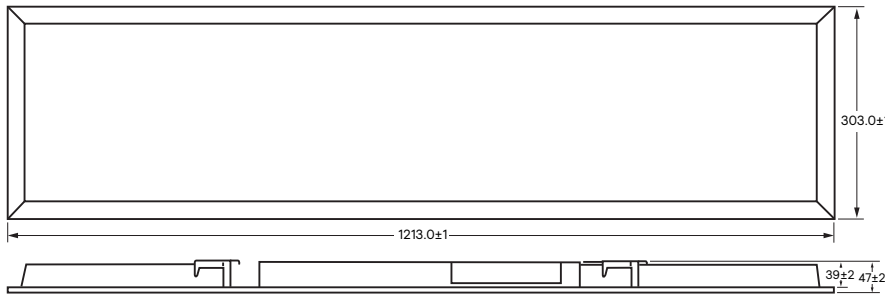
Features

- High efficiency Advance CertaDrive X LED driver: 120-277V, 60/50Hz, (PF > 0.9), THD < 20%
- 0-10V continuous dimming, range from 10% to 100%, initial dimming ratio 100%
- Low profile backlit panel design
- Uniform distribution of light on Lens minimizing glare in from the ceiling plane
- Designed for use with standard Grid (NEMA "G") or Narrow Grid (NEMA "NFG") ceiling T-bars.
- Extruded aluminum frame post painted with gloss white enamel finish. Corners are precision welded for seamless aesthetic.
- Integral T-bar clips for recessed application
- One luminaire per white "pizza-box" for ease of inventory/stocking/shipping
- EMI compliant to FCC Title 47 Part 15 Class A
- Flicker and stroboscopic effect compliant to NEMA 77-2017
- TM-21 predicted L70 maintenance > 60,000 hours per LM80 reports
- 4 SDCM color consistency
- cULus listed, suitable for dry and damp locations
- Ambient temperature rated from -10° C to 40° C , IC rated
- DLC v5.0 premium qualified. Please see the DLC QPL for exact catalog numbers. (www.designlights.org/QPL)
- Many luminaire components, such as reflectors, refractors, lenses, sockets, lampholders, and LEDs are made from various types of plastics which can be adversely affected by airborne contaminants. If sulfur based chemicals, petroleum based products, cleaning solutions, or other contaminants are expected in the intended area of use, consult factory for compatibility
- Five year limited luminaire warranty www.signify.com/en-us/support/warranties for complete warranty information

Back Lit Flat Panel

1x4, Premium Efficiency

Dimensions

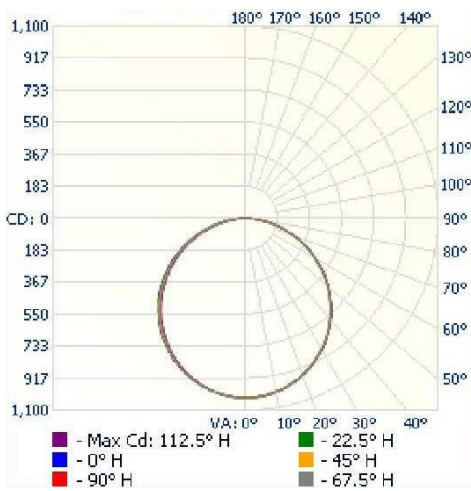


Size	Length [mm]	Width [mm]	Height [mm]	Pallet Qty
1x4	1213	303	47	78

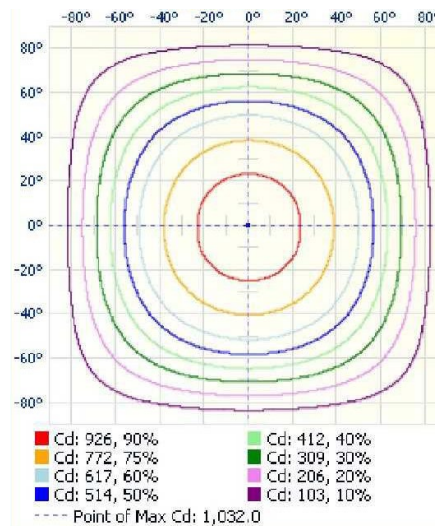
Zonal Lumen Summary

Zone	Lumens	% Luminare
0-30	798.8	26.50%
0-40	1310.5	43.40%
0-60	2330.6	77.30%
60-90	679.0	22.50%
70-100	302.0	10.00%
90-120	2.9	0.10%
0-90	3009.6	99.80%
90-180	7.3	0.20%
0-180	3016.9	100.00%

Polar Candela Distribution



Polar Intensity Diagram



The information presented in this document is not intended as any commercial offer and does not form part of any quotation or contract.



© 2020 Signify Holding. All rights reserved. The information provided herein is subject to change, without notice. Signify does not give any representation or warranty as to the accuracy or completeness of the information included herein and shall not be liable for any action in reliance thereon. The information presented in this document is not intended as any commercial offer and does not form part of any quotation or contract, unless otherwise agreed by Signify.

Signify North America Corporation
200 Franklin Square Drive,
Somerset, NJ 08873
Telephone 855-486-2216

Signify Canada Ltd.
281 Hillmount Road,
Markham, ON, Canada L6C 2S3
Telephone 800-668-9008

All trademarks are owned by Signify Holding or their respective owners.